

Alfa Revival Cup Mugello Racing Weekend Prove Libere 2

Classification

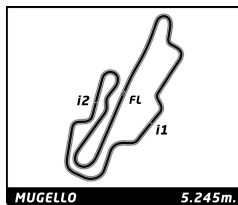
No Drivers	Team	Car	Cl.	Time	Lap Total	Gap	Kph
1 69 B. LABER / L. STOJETZ	Formula GT	1750 GTAm	G2 TC 200	2:14.684	4 8	-	140.2
2 105 A. PERFETTI	Alfa Delta OKP	1750 GTAm	G2 TC 200	2:15.153	4 5	+0.469	139.7
3 87 D. BERTINELLI	Alfa Delta OKP	1750 GTAm	G2 TC 200	2:15.753	4 9	+1.069	139.1
4 306 M. GUERRA / M. GUERRA	Carrera Team	Giulia Sprint GTA	I GR.5 160i	2:15.941	7 8	+1.257	138.9
5 326 A. MORTEO / L. MORAMARCO	Irpinia Northwest Jolly	Alfetta GT Turbodelta	I GTS 280C	2:16.422	6 6	+1.738	138.4
6 12 G. SORDI / M. SORDI	Alfa Delta OKP	1750 GTAm	G2 TC 200	2:17.299	4 7	+2.615	137.5
7 116 F. MONGUZZI	Scuderia Biondetti	1750 GTAm	G2 TC 200	2:17.725	5 9	+3.041	137.1
8 93 H. LUGINBUEHL	Formula GT	1750 GTAm	G2 TC 200	2:18.387	5 8	+3.703	136.4
9 88 F. PANTALEO / M. GUERRA	Carrera Team	1750 GTAm	G2 TC 200	2:19.960	4 8	+5.276	134.9
10 356 C. BARBOLINI CIONINI	Circolo della Biella	1750 GTAm	G2 TC 200	2:20.485	9 9	+5.801	134.4
11 27 A. FRANCESCHETTI	Formula GT	1750 GTAm	G2 TC 200	2:20.621	9 9	+5.937	134.3
12 163 A. SAINI / P. PRALLER	Formula GT	Giulia Sprint GTA	G1 GR.5 1f	2:22.598	5 7	+7.914	132.4
13 188 F. ZAMUNER / A. MERZARIO	Alfa Delta OKP	Giulia Sprint GTA	G2 GTS 16	2:22.918	7 9	+8.234	132.1
14 138 F. MONSEN	Alfa Delta OKP	Giulia Sprint GTA	G2 GTS 16	2:24.585	4 6	+9.901	130.6
15 77 . WALTER BEN	Alfa Delta OKP	Giulia Sprint GTA	I GR.5 160i	2:26.474	6 9	+11.790	128.9
16 30 F. BURATTI / M. BETTATI	Carrera Team	Giulia Sprint GTA	I GR.5 160i	2:26.740	6 7	+12.056	128.7
17 23 M. SALOMONE / G. BARRI	Alfa Delta OKP	1750 GTAm	G2 TC 200	2:27.096	9 9	+12.412	128.4
18 11 F. SICCARDI	Alfa Delta OKP	1750 GTAm	G2 TC 200	2:27.185	5 8	+12.501	128.3
19 16 G. BENEDINI / B. FERRARI	Carrera Team	Giulia Sprint GTA	F TC 1600	2:29.434	8 8	+14.750	126.4
20 80 U. BRUSTIO / M. BRUSTIO	Alfa Delta OKP	1750 GTAm	G2 TC 200	2:29.702	8 8	+15.018	126.1
21 151 A. KARDOL	Alfa Race Team	GT Veloce 2000	H2 TC 200i	2:30.776	6 8	+16.092	125.2
22 125 G. SERIO / F. MISCHIS	Carrera Team	Giulia Sprint GTA	F TC 1600	2:38.743	6 6	+24.059	118.9
23 28 S. CARBONE	Gatti Team	GT Veloce 2000	H1 T 2000	2:41.320	5 6	+26.636	117.0
24 112 A. PALMA / G. MAGGIO	Carrera Team	GT Veloce 2000	H1 T 2000	2:43.246	4 7	+28.562	115.7
25 10 E. MORTEO / A. MORTEO	Irpinia Northwest Jolly	Giulietta TI	E TC 1300	2:49.184	7 7	+34.500	111.6
26 7 R. LONARDI	Scuderia Nuvolari	Giulietta Spider Veloce	E GTS 130	2:50.996	5 5	+36.312	110.4
27 1 P. BACHOFEN / D. INHELDER	Alfa Delta OKP	1750 GTAm	G2 TC 200		1		
28 42 G. BARDELLI / N. CIPPONE	Eclat Racing ASD	Alfetta GT America	I TC 2000		5		

Fastest Lap: Lap 4 Bernhard LABER 2:14.684 140.2 Kph

Published at:

Track Status: **DRY**

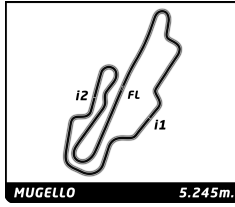
Direttore di Gara: CANU Antonio Lic. 52925	Il DS Cronometraggio INNOCENTI Chiara Lic. 523246
---	--



Alfa Revival Cup Mugello Racing Weekend Prove Libere 2

Best Sector Times

Sector 1		Sector 2		Sector 3		No Team	Class	Ideal Lap	Best Lap		
No Driver	Time	No Driver	Time	No Driver	Time						
1	69 B.LABER	45.256	105 A.PERFETTI	41.103	326 A.MORTEO	47.330	1	69 Formula GT	G2 TC 2000	2:14.684	2:14.684 (1)
2	326 A.MORTEO	45.393	69 B.LABER	41.315	87 D.BERTINELLI	47.959	2	105 Alfa Delta OKP	G2 TC 2000	2:15.153	2:15.153 (2)
3	105 A.PERFETTI	45.764	87 D.BERTINELLI	41.579	306 M.GUERRA	47.983	3	87 Alfa Delta OKP	G2 TC 2000	2:15.442	2:15.753 (3)
4	87 D.BERTINELLI	45.904	306 M.GUERRA	41.621	69 B.LABER	48.113	4	306 Carrera Team	I GR.5 1600	2:15.812	2:15.941 (4)
5	116 F.MONGUZZI	45.943	12 G.SORDI	41.667	105 A.PERFETTI	48.286	5	326 Irpinia Northwest Jolly	I GTS 2800	2:15.918	2:16.422 (5)
6	306 M.GUERRA	46.208	93 H.LUGINBUEHL	42.324	12 G.SORDI	48.472	6	12 Alfa Delta OKP	G2 TC 2000	2:16.951	2:17.299 (6)
7	12 G.SORDI	46.812	116 F.MONGUZZI	42.804	116 F.MONGUZZI	48.720	7	116 Scuderia Biondetti	G2 TC 2000	2:17.467	2:17.725 (7)
8	93 H.LUGINBUEHL	47.222	326 A.MORTEO	43.195	93 H.LUGINBUEHL	48.841	8	93 Formula GT	G2 TC 2000	2:18.387	2:18.387 (8)
9	27 A.FRANCESCHETTI	47.356	88 F.PANTALEO	43.279	88 F.PANTALEO	49.045	9	88 Carrera Team	G2 TC 2000	2:19.960	2:19.960 (9)
10	88 F.PANTALEO	47.636	356 C.BARBOLINI CIONINI	43.335	356 C.BARBOLINI CIONINI	49.371	10	27 Formula GT	G2 TC 2000	2:20.482	2:20.621 (11)
11	356 C.BARBOLINI CIONINI	47.779	188 F.ZAMUNER	43.498	27 A.FRANCESCHETTI	49.455	11	356 Circolo della Biella	G2 TC 2000	2:20.485	2:20.485 (10)
12	188 F.ZAMUNER	48.089	138 F.MONSEN	43.579	163 A.SAINI	50.026	12	188 Alfa Delta OKP	G2 GTS 1600	2:22.380	2:22.918 (13)
13	163 A.SAINI	48.123	27 A.FRANCESCHETTI	43.671	1 P.BACHOFEN	50.643	13	163 Formula GT	G1 GR.5 1600	2:22.437	2:22.598 (12)
14	11 F.SICCARDI	48.920	163 A.SAINI	44.288	138 F.MONSEN	50.699	14	138 Alfa Delta OKP	G2 GTS 1600	2:23.463	2:24.585 (14)
15	138 F.MONSEN	49.185	30 F.BURATTI	45.516	188 F.ZAMUNER	50.793	15	77 Alfa Delta OKP	I GR.5 1600	2:26.324	2:26.474 (15)
16	77 WALTER BEN	49.419	11 F.SICCARDI	45.662	77 WALTER BEN	51.138	16	23 Alfa Delta OKP	G2 TC 2000	2:26.518	2:27.096 (17)
17	23 M.SALOMONE	49.431	77 WALTER BEN	45.767	23 M.SALOMONE	51.208	17	11 Alfa Delta OKP	G2 TC 2000	2:26.738	2:27.185 (18)
18	30 F.BURATTI	49.471	23 M.SALOMONE	45.879	30 F.BURATTI	51.753	18	30 Carrera Team	I GR.5 1600	2:26.740	2:26.740 (16)
19	16 G.BENEDINI	50.198	80 U.BRUSTIO	46.233	11 F.SICCARDI	52.156	19	16 Carrera Team	F TC 1600	2:29.434	2:29.434 (19)
20	151 A.KARDOL	50.797	16 G.BENEDINI	46.509	80 U.BRUSTIO	52.289	20	80 Alfa Delta OKP	G2 TC 2000	2:29.702	2:29.702 (20)
21	80 U.BRUSTIO	51.180	151 A.KARDOL	46.706	16 G.BENEDINI	52.727	21	151 Alfa Race Team	H2 TC 2000	2:30.479	2:30.776 (21)
22	125 G.SERIO	53.012	1 P.BACHOFEN	48.013	151 A.KARDOL	52.976	22	112 Carrera Team	H1 T 2000	2:37.060	2:43.246 (24)
23	112 A.PALMA	53.973	112 A.PALMA	48.202	112 A.PALMA	54.885	23	125 Carrera Team	F TC 1600	2:38.562	2:38.743 (22)
24	28 S.CARBONE	54.678	28 S.CARBONE	49.142	125 G.SERIO	55.547	24	28 Gatti Team	H1 T 2000	2:41.320	2:41.320 (23)
25	7 R.LONARDI	57.955	125 G.SERIO	50.003	28 S.CARBONE	57.500	25	10 Irpinia Northwest Jolly	E TC 1300	2:49.175	2:49.184 (25)
26	10 E.MORTEO	58.556	10 E.MORTEO	50.083	10 E.MORTEO	1:00.536	26	7 Scuderia Nuvolari	E GTS 1300	2:50.996	2:50.996 (26)
27	42 G.BARDELLI	1:10.363	7 R.LONARDI	52.265	7 R.LONARDI	1:00.776	27	42 Eclat Racing ASD	I TC 2000	3:17.676	



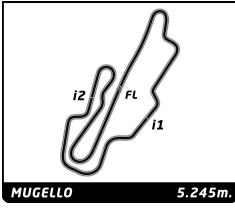
Alfa Revival Cup

Mugello Racing Weekend

Prove Libere 2

Best Top Speed

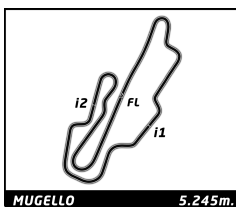
Team	Car	Class	Top Speed Driver	Top 1		Top 2		Top 3		Top 4		Top 5	
				Kph	Lap	Kph	Lap	Kph	Lap	Kph	Lap	Kph	Lap
326 Irpinia Northwest Jolly	Alfetta GT Turbodelta	I GTS 2800	A. MORTEO	233.3	5	231.3	6	227.4	2	226.0	4	87.9	3 201,2
27 Formula GT	1750 GTAm	G2 TC 2000	A. FRANCESCHETTI	209.1	2	207.1	7	206.3	9	205.9	6	205.1	8 206,7
87 Alfa Delta OKP	1750 GTAm	G2 TC 2000	D. BERTINELLI	209.1	5	207.9	7	207.5	6	207.5	9	205.1	4 207,4
69 Formula GT	1750 GTAm	G2 TC 2000	B. LABER	207.9	5	205.5	8	204.7	4	203.2	2	202.8	7 204,8
105 Alfa Delta OKP	1750 GTAm	G2 TC 2000	A. PERFETTI	205.9	5	204.4	4	202.8	2	132.4	3	86.3	1 166,4
11 Alfa Delta OKP	1750 GTAm	G2 TC 2000	F. SICCARDI	202.5	7	202.1	4	201.7	5	200.6	8	189.4	2 199,3
88 Carrera Team	1750 GTAm	G2 TC 2000	F. PANTALEO	202.5	7	200.2	8	187.1	2	185.8	4	182.4	5 191,6
93 Formula GT	1750 GTAm	G2 TC 2000	H. LUGINBUEHL	201.7	6	201.3	8	201.0	2	200.6	7	199.9	4 200,9
23 Alfa Delta OKP	1750 GTAm	G2 TC 2000	M. SALOMONE	201.3	7	199.5	4	199.1	9	197.7	5	197.7	8 199,1
356 Circolo della Biella	1750 GTAm	G2 TC 2000	C. BARBOLINI GIONINI	201.3	4	199.9	2	199.9	9	198.8	8	198.0	6 199,6
12 Alfa Delta OKP	1750 GTAm	G2 TC 2000	G. SORDI	199.9	5	196.2	2	190.7	7	188.4	4	187.8	6 192,6
306 Carrera Team	Giulia Sprint GTA	I GR.5 1600	M. GUERRA	198.4	5	196.6	7	195.9	6	193.8	2	192.4	4 195,4
80 Alfa Delta OKP	1750 GTAm	G2 TC 2000	U. BRUSTIO	195.9	8	191.7	6	188.1	5	179.4	4	175.4	7 186,1
77 Alfa Delta OKP	Giulia Sprint GTA	I GR.5 1600	WALTER BEN	195.9	6	194.8	7	192.4	4	191.7	2	182.7	8 191,5
163 Formula GT	Giulia Sprint GTA	G1 GR.5 1600	A. SAINI	194.8	5	194.5	6	192.4	4	175.4	2	106.9	7 172,8
16 Carrera Team	Giulia Sprint GTA	F TC 1600	G. BENEDINI	194.5	5	193.5	8	191.4	7	189.1	4	188.7	6 191,4
151 Alfa Race Team	GT Veloce 2000	H2 TC 2000	A. KARDOL	189.7	5	186.8	2	184.0	4	184.0	8	183.3	6 185,6
30 Carrera Team	Giulia Sprint GTA	I GR.5 1600	F. BURATTI	189.4	5	188.4	7	188.1	6	186.5	4	106.2	3 171,7
188 Alfa Delta OKP	Giulia Sprint GTA	G2 GTS 1600	F. ZAMUNER	189.1	2	186.8	5	186.8	6	185.2	7	183.6	4 186,3
138 Alfa Delta OKP	Giulia Sprint GTA	G2 GTS 1600	F. MONSEN	188.4	5	186.5	4	181.5	2	123.1	6	122.3	3 160,4
125 Carrera Team	Giulia Sprint GTA	F TC 1600	G. SERIO	183.0	5	182.7	4	182.7	6	97.4	1	96.0	3 148,4
112 Carrera Team	GT Veloce 2000	H1 T 2000	A. PALMA	174.8	5	174.5	7	172.8	2	172.6	4	94.6	6 157,9
28 Gatti Team	GT Veloce 2000	H1 T 2000	S. CARBONE	165.5	4	162.8	5	161.3	2	161.1	6	103.8	3 150,9
7 Scuderia Nuvolari	Giulietta Spider Veloce	E GTS 1300	R. LONARDI	148.5	5	89.4	3						119,0
10 Irpinia Northwest Jolly	Giulietta TI	E TC 1300	E. MORTEO	148.3	5	148.3	7	147.3	4	120.4	2	91.7	1 131,2
42 Eclat Racing ASD	Alfetta GT America	I TC 2000	G. BARDELLI	120.4	4	70.1	3	67.4	1	65.3	2	62.0	5 77,0
1 Alfa Delta OKP	1750 GTAm	G2 TC 2000	P. BACHOFEN	85.6	1								85,6
116 Scuderia Biondetti	1750 GTAm	G2 TC 2000	F. MONGUZZI										



Alfa Revival Cup Mugello Racing Weekend Prove Libere 2

Fastest Lap Sequence

Elapsed	No Team	Car	Class	Driver	Time	Kph	Lap
13:53.786	69 Formula GT	1750 GTAm	G2 TC 2000	Bernhard LABER	2:14.684	140.2	4

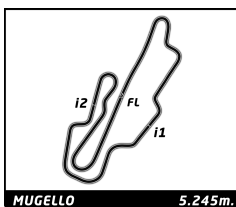


Alfa Revival Cup Mugello Racing Weekend Prove Libere 2

Sector Analysis

— Invalidated Lap ■ Personal Best ■ Session Best B Crossing the pit lane

Lap	D	Time	Sector 1	Sector 2	Sector 3	Kph	Elapsed	Lap	D	Time	Sector 1	Sector 2	Sector 3	Kph	Elapsed		
1	Alfa Delta OKP 1750 GTAm 1.Peter BACHOFEN 2.Dario INHELDER G2 TC 2000							4	1	2:34.890	52.029	48.180	54.681	121.9	15:24.237		
	5	1	2:32.714	51.496	47.544	53.674	123.6	17:56.951									
	6	1	2:32.397	51.599	47.332	53.466	123.9	20:29.348									
	7	1	2:31.614	51.043	47.172	53.399	124.5	23:00.962									
	8	1	2:29.434	50.198	46.509	52.727	126.4	25:30.396									
	1	1	3:07.872	1:29.216	48.013	50.643	100.5	3:07.872									
7	Scuderia Nuvolari Giulietta Spider Veloce 1.Roberto LONARDI E GTS 1300							23	Alfa Delta OKP 1750 GTAm 1.Mario SALOMONE 2.Giacomo BARRI G2 TC 2000								
	1	1	3:39.470	1:38.005	57.926	1:03.539	86.0		3:39.470	1	1	2:20.147 B	1:26.301		134.7	2:20.147	
	2	1	6:16.175 B	1:03.719			50.2		9:55.645	2	1	7:06.868 B	1:00.244	46.460	5:20.164	44.2	9:27.015
	3	1	3:07.298	1:10.547	54.798	1:01.953	100.8		13:02.943	3	1	2:41.713	1:02.198	46.863	52.652	116.8	12:08.728
	4	1	2:53.589	59.252	52.849	1:01.488	108.8		15:56.532	4	1	2:30.316	50.318	47.943	52.055	125.6	14:39.044
	5	1	2:50.996	57.955	52.265	1:00.776	110.4		18:47.528	5	1	2:28.360	49.442	46.382	52.536	127.3	17:07.404
10	Irpinia Northwest Jolly Giulietta TI 1.Emanuele MORTEO 2.Alessandro MORTEO E TC 1300							27	Formula GT 1750 GTAm 1.Alberto FRANCESCHETTI G2 TC 2000								
	1	1	4:25.650	2:15.806	1:02.079	1:07.765	71.1		4:25.650	1	1	3:08.122	1:28.405	48.280	51.437	100.4	3:08.122
	2	1	5:31.998 B	1:10.778			56.9		9:57.648	2	1	6:33.625 B	50.584	50.093	4:52.948	48.0	9:41.747
	3	1	3:06.407	1:09.282	54.541	1:02.584	101.3		13:04.055	3	1	2:48.599	1:10.462	47.114	51.023	112.0	12:30.346
	4	1	2:53.139	59.231	52.962	1:00.946	109.1		15:57.194	4	1	2:24.162	47.816	44.930	51.416	131.0	14:54.508
	5	1	4:33.513 B	58.556	52.838	2:42.119	69.0		20:30.707	5	1	2:22.837	47.686	44.325	50.826	132.2	17:17.345
	6	1	3:08.285	1:14.461	52.195	1:01.629	100.3		23:38.992	6	1	2:21.104	47.510	44.002	49.592	133.8	19:38.449
	7	1	2:49.184	58.565	50.083	1:00.536	111.6		26:28.176	7	1	2:30.860	48.312	48.898	53.650	125.2	22:09.309
11	Alfa Delta OKP 1750 GTAm 1.Francesco SICCARDI G2 TC 2000							28	Gatti Team GT Veloce 2000 1.Salvatore CARBONE H1 T 2000								
	1	1	3:38.649	1:59.681	46.775	52.193	86.4		3:38.649	1	1	3:40.401	1:25.004	1:07.280	1:08.117	85.7	3:40.401
	2	1	6:21.717 B	53.216			49.5		10:00.366	2	1	5:55.576 B	1:08.156			53.1	9:35.977
	3	1	2:44.259	1:00.516	49.489	54.254	115.0		12:44.625	3	1	2:54.346	1:03.743	51.805	58.798	108.3	12:30.323
	4	1	2:28.714	49.279	46.741	52.694	127.0		15:13.339	4	1	2:44.146	54.739	51.525	57.882	115.0	15:14.469
	5	1	2:27.185	49.162	45.662	52.361	128.3		17:40.524	5	1	2:41.320	54.678	49.142	57.500	117.0	17:55.789
	6	1	2:29.139	50.108	46.435	52.596	126.6		20:09.663	6	1	2:42.561	55.069	49.619	57.873	116.2	20:38.350
	7	1	2:27.473	48.920	46.397	52.156	128.0		22:37.136	30	Carrera Team Giulia Sprint GTA 1.Federico BURATTI 2.Massimiliano BETTATI I GR.5 1600						
12	Alfa Delta OKP 1750 GTAm 1.Giulio SORDI 2.Mattia SORDI G2 TC 2000							1	1		4:18.179	2:19.311	58.948	59.920	73.1	4:18.179	
	2	1	7:31.317 B	48.128	43.615	5:59.574	41.8	10:26.639	2		1	5:41.181 B	1:16.296			55.3	9:59.360
	3	1	2:38.533	1:00.272	42.104	56.157	119.1	13:05.172	3		1	2:49.268	1:02.888	49.911	56.469	111.6	12:48.628
	4	1	2:17.299	47.105	41.667	48.527	137.5	15:22.471	4		1	2:28.255	49.699	46.354	52.202	127.4	15:16.883
	5	1	2:18.210	46.922	42.816	48.472	136.6	17:40.681	5		1	2:30.930	50.202	47.782	52.946	125.1	17:47.813
	6	1	2:18.942	46.812	43.422	48.708	135.9	19:59.623	6		1	2:26.740	49.471	45.516	51.753	128.7	20:14.553
	7	1	2:18.445	47.417	42.274	48.754	136.4	22:18.068	7		1	2:35.336	52.502	50.142	52.692	121.6	22:49.889
16	Carrera Team Giulia Sprint GTA 1.Giampaolo BENEDINI 2.Bruno FERRARI F TC 1600							42	Eclat Racing ASD Alfetta GT America 1.Gianluca BARDELLI 2.Nicola CIPPONE I TC 2000								
	1	1	4:14.179	2:17.903	56.148	1:00.128	74.3		4:14.179	1	1	3:01.132	1:11.986	51.609	57.537	104.2	12:49.347
	2	1	5:34.036 B	1:09.388			56.5		9:48.215								

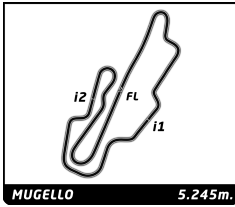


Alfa Revival Cup Mugello Racing Weekend Prove Libere 2

Sector Analysis

— Invalidated Lap ■ Personal Best ■ Session Best B Crossing the pit lane

Lap	D	Time	Sector 1	Sector 2	Sector 3	Kph	Elapsed	Lap	D	Time	Sector 1	Sector 2	Sector 3	Kph	Elapsed
69 Formula GT 1750 GTAm															
1. Bernhard LABER G2 TC 2000															
2. Lukas STOJETZ															
1	1	2:39.502	1:04.747	45.943	48.812	118.4	2:39.502	1	1	3:50.670	2:06.185	45.741	58.744	81.9	3:50.670
2	1	3:57.760	B 46.087	41.633	2:30.040	79.4	6:37.262	2	1	6:01.835	B 1:02.159			52.2	9:52.505
3	1	5:01.840	3:32.141	41.475	48.224	62.6	11:39.102	3	1	2:35.285	1:02.047	43.948	49.290	121.6	12:27.790
4	1	2:14.684	45.256	41.315	48.113	140.2	13:53.786	4	1	2:19.960	47.636	43.279	49.045	134.9	14:47.750
5	1	4:38.662	B 45.712			67.8	18:32.448	5	1	3:47.994	B 50.641			82.8	18:35.744
6	1	2:30.175	57.479	44.083	48.613	125.7	21:02.623	6	1	2:54.339	1:11.780	50.927	51.632	108.3	21:30.083
7	1	2:17.335	45.977	43.198	48.160	137.5	23:19.958	7	1	2:26.663	49.829	45.521	51.313	128.7	23:56.746
8	1	2:16.201	45.865	42.103	48.233	138.6	25:36.159	8	1	2:26.602	48.671	45.009	52.922	128.8	26:23.348
77 Alfa Delta OKP Giulia Sprint GTA															
1. WALTER BEN I GR.5 1600															
1	1	3:24.484	1:38.669	52.256	53.559	92.3	3:24.484	1	1	2:42.016	1:04.540	46.156	51.320	116.5	2:42.016
2	1	5:59.324	B 58.196			52.5	9:23.808	2	1	6:36.701	B 47.812	42.656	5:06.233	47.6	9:18.717
3	1	2:43.897	1:04.402	47.124	52.371	115.2	12:07.705	3	1	2:30.710	56.873	43.784	50.053	125.3	11:49.427
4	1	2:31.280	50.948	47.542	52.790	124.8	14:38.985	4	1	2:19.103	47.277	42.493	49.333	135.7	14:08.530
5	1	2:28.970	51.126	46.520	51.324	126.8	17:07.955	5	1	2:18.387	47.222	42.324	48.841	136.4	16:26.917
6	1	2:26.474	49.419	45.767	51.288	128.9	19:34.429	6	1	2:19.555	47.332	42.388	49.835	135.3	18:46.472
7	1	2:28.334	50.533	46.643	51.158	127.3	22:02.763	7	1	2:21.328	48.167	43.676	49.485	133.6	21:07.800
8	1	2:27.707	49.913	46.656	51.138	127.8	24:30.470	8	1	2:19.794	47.528	42.998	49.268	135.1	23:27.594
9	1	2:44.318	57.499	53.461	53.358	114.9	27:14.788								
80 Alfa Delta OKP 1750 GTAm															
1. Umberto BRUSTIO G2 TC 2000															
2. Marco BRUSTIO															
1	1	3:28.671	1:40.273	52.160	56.238	90.5	3:28.671	1	1	3:07.322	1:28.756	48.193	50.373	100.8	3:07.322
2	1	6:05.095	B 59.607			51.7	9:33.766	2	1	3:15.632	B 47.139	49.401	1:39.092	96.5	6:22.954
3	1	2:45.371	1:01.985	49.021	54.365	114.2	12:19.137	3	1	5:16.314	3:46.055	41.649	48.610	59.7	11:39.268
4	1	2:37.490	51.695	50.035	55.760	119.9	14:56.627	4	1	2:15.153	45.764	41.103	48.286	139.7	13:54.421
5	1	2:37.182	51.855	49.775	55.552	120.1	17:33.809	5	1	4:53.710	B 45.807	43.520	3:24.383	64.3	18:48.131
6	1	2:35.721	52.344	48.744	54.633	121.3	20:09.530								
7	1	2:30.689	51.249	46.965	52.475	125.3	22:40.219								
8	1	2:29.702	51.180	46.233	52.289	126.1	25:09.921								
87 Alfa Delta OKP 1750 GTAm															
1. Davide BERTINELLI G2 TC 2000															
1	1	3:36.247	1:58.660	45.913	51.674	87.3	3:36.247	1	1	4:04.363	2:12.723	53.194	58.446	77.3	4:04.363
2	1	5:48.995	B 53.775			54.1	9:25.242	2	1	5:42.347	B 1:17.489			55.2	9:46.710
3	1	2:33.664	1:01.945	42.818	48.901	122.9	11:58.906	3	1	3:02.568	1:11.059	51.454	1:00.055	103.4	12:49.278
4	1	2:15.753	46.215	41.579	47.959	139.1	14:14.659	4	1	2:43.246	55.403	51.448	56.395	115.7	15:32.524
5	1	2:17.027	46.514	42.247	48.266	137.8	16:31.686	5	1	3:57.078	B 53.973	52.585	2:10.520	79.6	19:29.602
6	1	2:18.109	46.403	42.480	49.226	136.7	18:49.795	6	1	2:47.824	1:04.324	48.615	54.885	112.5	22:17.426
7	1	2:13.436	B 46.236			141.5	21:03.231	7	1	3:04.922	1:19.033	48.202	57.687	102.1	25:22.348
8	1	2:27.940	54.946	42.868	50.126	127.6	23:31.171								
9	1	2:15.809	45.904	41.812	48.093	139.0	25:46.980								
88 Carrera Team 1750 GTAm															
1. Francesco PANTALEO G2 TC 2000															
2. Marco GUERRA															
1	1	3:50.670	2:06.185	45.741	58.744	81.9	3:50.670	1	1	3:50.670	2:06.185	45.741	58.744	81.9	3:50.670
2	1	6:01.835	B 1:02.159			52.2	9:52.505	2	1	6:01.835	B 1:02.159			52.2	9:52.505
3	1	2:35.285	1:02.047	43.948	49.290	121.6	12:27.790	3	1	2:35.285	1:02.047	43.948	49.290	121.6	12:27.790
4	1	2:19.960	47.636	43.279	49.045	134.9	14:47.750	4	1	2:19.960	47.636	43.279	49.045	134.9	14:47.750
5	1	3:47.994	B 50.641			82.8	18:35.744	5	1	3:47.994	B 50.641			82.8	18:35.744
6	1	2:54.339	1:11.780	50.927	51.632	108.3	21:30.083	6	1	2:54.339	1:11.780	50.927	51.632	108.3	21:30.083
7	1	2:26.663	49.829	45.521	51.313	128.7	23:56.746	7	1	2:26.663	49.829	45.521	51.313	128.7	23:56.746
8	1	2:26.602	48.671	45.009	52.922	128.8	26:23.348	8	1	2:26.602	48.671	45.009	52.922	128.8	26:23.348
93 Formula GT 1750 GTAm															
1. Hans LUGINBUEHL G2 TC 2000															
1	1	2:42.016	1:04.540	46.156	51.320	116.5	2:42.016	1	1	2:42.016	1:04.540	46.156	51.320	116.5	2:42.016
2	1	6:36.701	B 47.812	42.656	5:06.233	47.6	9:18.717	2	1	6:36.701	B 47.812	42.656	5:06.233	47.6	9:18.717
3	1	2:30.710	56.873	43.784	50.053	125.3	11:49.427	3	1	2:30.710	56.873	43.784	50.053	125.3	11:49.427
4	1	2:19.103	47.277	42.493	49.333	135.7	14:08.530	4	1	2:19.103	47.277	42.493	49.333	135.7	14:08.530
5	1	2:18.387	47.222	42.324	48.841	136.4	16:26.917	5	1	2:18.387	47.222	42.324	48.841	136.4	16:26.917
6	1	2:19.555	47.332	42.388	49.835	135.3	18:46.472	6	1	2:19.555	47.332	42.388	49.835	135.3	18:46.472
7	1	2:21.328	48.167	43.676	49.485	133.6	21:07.800	7	1	2:21.328	48.167	43.676	49.485	133.6	21:07.800
8	1	2:19.794	47.528	42.998	49.268	135.1	23:27.594	8	1	2:19.794	47.528	42.998	49.268	135.1	23:27.594
105 Alfa Delta OKP 1750 GTAm															
1. Ambrogio PERFETTI G2 TC 2000															
1	1	3:07.322	1:28.756	48.193	50.373	100.8	3:07.322	1	1	3:07.322	1:28.756	48.193	50.373	100.8	3:07.322
2	1	3:15.632	B 47.139	49.401	1:39.092	96.5	6:22.954	2	1	3:15.632	B 47.139	49.401	1:39.092	96.5	6:22.954
3	1	5:16.314	3:46.055	41.649	48.610	59.7	11:39.268	3	1	5:16.314	3:46.055	41.649	48.610	59.7	11:39.268
4	1	2:15.153	45.764	41.103	48.286	139.7	13:54.421	4	1	2:15.153	45.764	41.103	48.286	139.7	13:54.421
5	1	4:53.710	B 45.807	43.520	3:24.383	64.3	18:48.131	5	1	4:53.710	B 45.807	43.520	3:24.383	64.3	18:48.131
112 Carrera Team GT Veloce 2000															
1. Antonio PALMA H1 T 2000															
2. Guglielmo MAGGIO															
1	1	4:04.363	2:12.723	53.194	58.446	77.3	4:04.363	1	1	4:04.363	2:12.723	53.194	58.446	77.3	4:04.363
2	1	5:42.347	B 1:17.489			55.2	9:46.710	2	1	5:42.347	B 1:17.489			55.2	9:46.710
3	1	3:02.568	1:11.059	51.454	1:00.055	103.4	12:49.278	3	1	3:02.568	1:11.059	51.454	1:00.055	103.4	12:49.278
4	1	2:43.246	55.403	51.448	56.395	115.7	15:32.524	4	1	2:43.246	55.403	51.448	56.395	115.7	15:32.524
5	1	3:57.078	B 53.973	52.585	2:10.520	79.6	19:29.602	5	1	3:57.078	B 53.973	52.585	2:10.520	79.6	19:29.602
6	1	2:47.824	1:04.324	48.615	54.885	112.5	22:17.426	6	1	2:47.824	1:04.324	48.615	54.885	112.5	22:17.426
7	1	3:04.922	1:19.033	48.202	57.687	102.1	25:22.348	7	1	3:04.922	1:19.033	48.202	57.687	102.1	25:22.348
116 Scuderia Biondetti 1750 GTAm															
1. Franco MONGUZZI G2 TC 2000															
1	1	2:53.602	1:19.674	44.588	49.340	108.8	2:53.602	1	1	2:53.602	1:19.674	44.588	49.340	108.8	2:53.602
2	1	6:39.378	B 46.353	42.302	5:10.723	47.3	9:32.980	2	1	6:39.378	B 46.353	42.302	5:10.723	47.3	9:32.980
3	1	2:33.390	58.397	44.742	50.251	123.1	12:06.370	3	1	2:33.390	58.397	44.742	50.251	123.1	12:06.370
4	1	2:18.382	46.222	43.440	48.720	136.4	14:24.752	4	1	2:18.382	46.222	43.440	48.720	136.4	14:24.752
5	1	2:17.725	45.943	42.804	48.978	137.1	16:42.477	5	1	2:17.725	45.943	42.804	48.978	137.1	16:42.477
6	1	2:18.941	46.155	43.761	49.025	135.9	19:01.418	6	1	2:18.941	46.155	43.761	49.025	135.9	19:01.418
7	1	2:18.789													



Alfa Revival Cup

Mugello Racing Weekend

Prove Libere 2

Sector Analysis

— Invalidated Lap ■ Personal Best ■ Session Best B Crossing the pit lane

Lap	D	Time	Sector 1	Sector 2	Sector 3	Kph	Elapsed	Lap	D	Time	Sector 1	Sector 2	Sector 3	Kph	Elapsed
9	1	2:19.027	46.618	43.167	49.242	135.8	25:58.490	9	1	2:28.840	50.535	44.059	54.246	126.9	26:44.210

125 Carrera Team								Giulia Sprint GTA							
1.Giovanni SERIO								F TC 1600							
2.Franco MISCHIS															
1	1	4:20.654	2:20.805	59.603	1:00.246	72.4	4:20.654	1	1	3:47.590	2:08.751	44.637	54.202	83.0	3:47.590
2	1	5:30.846 B	1:14.795			57.1	9:51.500	2	1	5:56.942 B	1:03.136			52.9	9:44.532
3	1	2:57.492	1:06.754	51.888	58.850	106.4	12:48.992	3	1	2:41.783	1:04.777	45.431	51.575	116.7	12:26.315
4	1	2:40.781	54.339	50.162	56.280	117.4	15:29.773	4	1	2:18.402	46.788	43.065	48.549	136.4	14:44.717
5	1	2:39.535	53.012	50.005	56.518	118.4	18:09.308	5	1	2:18.959	46.345	43.941	48.673	135.9	17:03.676
6	1	2:38.743	53.193	50.003	55.547	118.9	20:48.051	6	1	2:16.348	46.309	42.056	47.983	138.5	19:20.024

306 Carrera Team								Giulia Sprint GTA							
1.Massimo GUERRA								I GR.5 1600							
2.Marco GUERRA															
1	1	3:47.590	2:08.751	44.637	54.202	83.0	3:47.590	1	1	3:47.590	2:08.751	44.637	54.202	83.0	3:47.590
2	1	5:56.942 B	1:03.136			52.9	9:44.532	2	1	5:56.942 B	1:03.136			52.9	9:44.532
3	1	2:41.783	1:04.777	45.431	51.575	116.7	12:26.315	3	1	2:41.783	1:04.777	45.431	51.575	116.7	12:26.315
4	1	2:18.402	46.788	43.065	48.549	136.4	14:44.717	4	1	2:18.402	46.788	43.065	48.549	136.4	14:44.717
5	1	2:18.959	46.345	43.941	48.673	135.9	17:03.676	5	1	2:18.959	46.345	43.941	48.673	135.9	17:03.676
6	1	2:16.348	46.309	42.056	47.983	138.5	19:20.024	6	1	2:16.348	46.309	42.056	47.983	138.5	19:20.024
7	1	2:15.941	46.208	41.621	48.112	138.9	21:35.965	7	1	2:15.941	46.208	41.621	48.112	138.9	21:35.965
8	1	2:21.169	48.362	43.100	49.707	133.8	23:57.134	8	1	2:21.169	48.362	43.100	49.707	133.8	23:57.134

138 Alfa Delta OKP								Giulia Sprint GTA							
1.Fred Arve MONSEN								G2 GTS 1600							
1	1	3:24.750	1:45.911	46.806	52.033	92.2	3:24.750	1	1	3:24.750	1:45.911	46.806	52.033	92.2	3:24.750
2	1	3:25.518 B	56.894			91.9	6:50.268	2	1	3:25.518 B	56.894			91.9	6:50.268
3	1	4:59.089	3:24.811	43.579	50.699	63.1	11:49.357	3	1	4:59.089	3:24.811	43.579	50.699	63.1	11:49.357
4	1	2:24.585	49.185	44.142	51.258	130.6	14:13.942	4	1	2:24.585	49.185	44.142	51.258	130.6	14:13.942
5	1	8:51.737 B	49.187	44.740	7:17.810	35.5	23:05.679	5	1	8:51.737 B	49.187	44.740	7:17.810	35.5	23:05.679
6	1	2:34.085	57.088	45.057	51.940	122.5	25:39.764	6	1	2:34.085	57.088	45.057	51.940	122.5	25:39.764

326 Irpinia Northwest Jolly								Alfetta GT Turbodelta							
1.Alessandro MORTEO								I GTS 2800							
2.Lorenzo MORAMARCO															
1	1	3:46.483	2:07.546	45.314	53.623	83.4	3:46.483	1	1	3:46.483	2:07.546	45.314	53.623	83.4	3:46.483
2	1	6:16.561 B	58.613			50.1	10:03.044	2	1	6:16.561 B	58.613			50.1	10:03.044
3	1	2:39.618	1:03.707	45.624	50.287	118.3	12:42.662	3	1	2:39.618	1:03.707	45.624	50.287	118.3	12:42.662
4	1	2:17.845	46.010	43.805	48.030	137.0	15:00.507	4	1	2:17.845	46.010	43.805	48.030	137.0	15:00.507
5	1	2:16.788	46.139	43.319	47.330	138.0	17:17.295	5	1	2:16.788	46.139	43.319	47.330	138.0	17:17.295
6	1	2:16.422	45.393	43.195	47.834	138.4	19:33.717	6	1	2:16.422	45.393	43.195	47.834	138.4	19:33.717

151 Alfa Race Team								GT Veloce 2000							
1.André KARDOL								H2 TC 2000							
1	1	3:09.019	1:22.581	50.401	56.037	99.9	3:09.019	1	1	3:09.019	1:22.581	50.401	56.037	99.9	3:09.019
2	1	6:11.387 B	52.101	56.746	4:22.540	50.8	9:20.406	2	1	6:11.387 B	52.101	56.746	4:22.540	50.8	9:20.406
3	1	2:53.672	1:09.645	48.854	55.173	108.7	12:14.078	3	1	2:53.672	1:09.645	48.854	55.173	108.7	12:14.078
4	1	2:32.592	51.306	47.683	53.603	123.7	14:46.670	4	1	2:32.592	51.306	47.683	53.603	123.7	14:46.670
5	1	2:31.613	50.797	47.795	53.021	124.5	17:18.283	5	1	2:31.613	50.797	47.795	53.021	124.5	17:18.283
6	1	2:30.776	51.094	46.706	52.976	125.2	19:49.059	6	1	2:30.776	51.094	46.706	52.976	125.2	19:49.059
7	1	2:33.568	51.823	48.454	53.291	123.0	22:22.627	7	1	2:33.568	51.823	48.454	53.291	123.0	22:22.627
8	1	2:37.704	52.392	47.690	57.622	119.7	25:00.331	8	1	2:37.704	52.392	47.690	57.622	119.7	25:00.331

356 Circolo della Biella								1750 GTAm							
1.Carlo BARBOLINI CIONINI								G2 TC 2000							
1	1	3:20.912	1:35.396	50.056	55.460	94.0	3:20.912	1	1	3:20.912	1:35.396	50.056	55.460	94.0	3:20.912
2	1	6:08.007 B	55.865			51.3	9:28.919	2	1	6:08.007 B	55.865			51.3	9:28.919
3	1	2:41.113	1:02.911	47.133	51.069	117.2	12:10.032	3	1	2:41.113	1:02.911	47.133	51.069	117.2	12:10.032
4	1	1:41.630 B	50.588			185.8	13:51.662	4	1	1:41.630 B	50.588			185.8	13:51.662
5	1	2:33.182	56.937	44.515	51.730	123.3	16:24.844	5	1	2:33.182	56.937	44.515	51.730	123.3	16:24.844
6	1	2:21.993	47.786	43.500	50.707	133.0	18:46.837	6	1	2:21.993	47.786	43.500	50.707	133.0	18:46.837
7	1	2:29.909	48.942	48.557	52.410	126.0	21:16.746	7	1	2:29.909	48.942	48.557	52.410	126.0	21:16.746
8	1	2:26.747	50.725	45.210	50.812	128.7	23:43.493	8	1	2:26.747	50.725	45.210	50.812	128.7	23:43.493
9	1	2:20.485	47.779	43.335	49.371	134.4	26:03.978	9	1	2:20.485	47.779	43.335	49.371	134.4	26:03.978

163 Formula GT								Giulia Sprint GTA							
1.Atul SAINI								G1 GR.5 1600							
2.Peter PRALLER															
1	1	3:20.807	1:34.069	50.771	55.967	94.0	3:20.807	1	1	3:20.807	1:34.069	50.771	55.967	94.0	3:20.807
2	1	6:19.505 B	1:00.919			49.8	9:40.312	2	1	6:19.505 B	1:00.919			49.8	9:40.312
3	1	2:45.735	1:08.197	45.865	51.673	113.9	12:26.047	3	1	2:45.735	1:08.197	45.865	51.673	113.9	12:26.047
4	1	2:24.160	48.457	45.677	50.026	131.0	14:50.207	4	1	2:24.160	48.457	45.677	50.026	131.0	14:50.207
5	1	2:22.598	48.123	44.288	50.187	132.4	17:12.805	5	1	2:22.598	48.123	44.288	50.187	132.4	17:12.805
6	1	5:25.336 B	48.501	44.301	3:52.534	58.0	22:38.141	6	1	5:25.336 B	48.501	44.301	3:52.534	58.0	22:38.141
7	1	2:54.640	1:04.619	52.653	57.368	108.1	25:32.781	7	1	2:54.640	1:04.619	52.653	57.368	108.1	25:32.781

188 Alfa Delta OKP								Giulia Sprint GTA							
1.Fabrizio ZAMUNER								G2 GTS 1600							
2.Arturo MERZARIO															
1	1	2:54.509	1:13.651	47.461	53.397	108.2	2:54.509	1	1	2:54.509	1:13.651	47.461	53.397	108.2	2:54.509
2	1	6:36.337 B	51.581	56.958	4:47.798	47.6	9:30.846	2	1	6:36.337 B	51.581	56.958	4:47.798	47.6	9:30.846
3	1	2:42.337	1:03.314	46.089	52.934	116.3	12:13.183	3	1	2:42.337	1:03.314	46.089	52.934	116.3	12:13.183
4	1	2:26.705	49.478	45.255	51.972	128.7	14:39.888	4	1	2:26.705	49.478	45.255	51.972	128.7	14:39.888
5	1	2:26.372	49.257	46.322	50.793	129.0	17:06.260	5	1	2:26.372	49.257	46.322	50.793	129.0	17:06.260
6	1	2:22.957	48.089	43.500	51.368	132.1	19:29.217	6	1	2:22.957	48.089	43.500	51.368	132.1	19:29.217
7	1	2:22.918	48.198	43.498	51.222	132.1	21:52.135	7	1	2:22.918	48.198	43.498	51.222	132.1	21:52.135
8	1	2:23.235	48.098	44.010	51.127	131.8	24:15.370	8	1	2:23.235	48.098	44.010	51.127	131.8	24:15.370